Color **I**dentification **C**hart© (CIC)

MICRO-EDGE

LI Pigments is recognized as a leader in pigment innovation and has a long, well documented history of producing a comprehensive variety of pigment ranges for the cosmetic tattooing industry. The recent development of a new genre of permanent makeup techniques such as Microblading (also called Microstroking, Hair-strokes, Embroidery and other industry names) became the call to action for LI's R&D department. The result; a highly-concentrated line of pigments with a unique formulation base has now been developed specifically to maximize the results of these specialized techniques. Micro-Edge was also tested and is appropriate for machine and hand devise hairline stroke techniques. For the purpose of this document, hereafter the term Microblading will be used with the intent to include all associated terms used in the industry for this technique.

The ***Micro-Edge*** line of selective pigments is creamy in texture with minimal drying properties. This line is designed for the cosmetic tattoo artists who have experience in these specialized techniques. The experienced technician will achieve a natural appearing, true-to-color, healed version of eyebrow procedures. Technicians can rely on the high quality and intended safety of the pigment formulation.

The ***Micro-Edge*** line includes eight (8) pre-neutralized pigments and five (5) correctors. The LI Pigments color identification chart (CIC) will provide all additional color information.

What makes the Micro-Edge *Pigments* different?
Because the *Micro-Edge* pigments are formulated specifically for microblading and other hair stoke techniques, the pigments are pre-neutralized with warmth added to compensate for the warmth normally added by technicians because of the cool healing nature of the techniques.

©Copyright 2012 LI Pigments. Latest Revision: 1/1/2019 **ALL RIGHTS RESERVED.**
Reproduction or transmission of content in whole or in part by any person who is not an authorized LI Pigments Distributor or active customer is prohibited without permission from LI Pigments.

Color **I**dentification **C**hart© (CIC)

This unique formulation is further enhanced during the manufacturing processes to provide creamy texture pigments with reduced drying properties which allows implantation with ease specific to the needs of microblading and hair stoke techniques. These *Micro-Edge* pigments are allowed in the EU and are safe, as they have passed the EU Resolution ResAP (2008)1. All LI Pigments colorants are tested according to these resolutions.

Don't Pigments Change Colors Over Time; such as; Gray, Blue or Other Shades?

There is always a potential for the pigment color to appear to change over time. There are various factors which can contribute to pigment loss and fading and/or color changes (or the perception of color change due to changes in the client's skin undertone over time). These factors include, but are not limited to, the area of the body being pigmented, sun exposure, client age and health conditions, medications taken, pre and post care treatments, etc. Discoloration is highly dependent on the type of pigment used, the depth at which the pigment is placed in the eyebrow, the tattooing technique, as well as the device and needle configuration used, etc. There will always be a slight change in depth of color appearance when comparing the immediately after and healed appearances. This is true for all procedures regardless of the pigment type used.

Each pigment powder has a personality, and an anticipated life (light-fastness) that indicates how much stress over time it can withstand within the formula with other pigment powders. LI takes light-fastness into consideration when mixing colors together for a final formula color. The expectation is that the pigment powders will age well together and ultimately over time, clients will see a lighter color than originally seen when it was newly healed.

LI Pigments were produced to be used as they were professionally formulated in the laboratory, or with a very small amount of a corrector to adjust for the skin undertone they are being tattooed into. LI Pigments were formulated with pre-neutralization and commonality of light-fastness properties for simplicity of pigment choice and aging results. This means that although minor modifications may be made to one pigment color with a concentrated corrector for adjustment, we do not endorse mixing several colors together to create a color (formula) we are not aware of or didn't prove out in the laboratory. If a color is too dark, light, warm, or cool, we have provided other colors to choose from without mixing multiple colors together to get to that same hue. We have pre-neutralized these pigment colors so very minimal adjustments are needed if any, and respectfully ask the technicians to recognize the need to keep mixing at a minimum for best results and ease of use.

©Copyright 2012 LI Pigments. Latest Revision: 1/1/2019 **ALL RIGHTS RESERVED.**
Reproduction or transmission of content in whole or in part by any person who is not an authorized LI Pigments Distributor or active customer is prohibited without permission from LI Pigments.

Color **I**dentification **C**hart© (CIC)

Micro-Edge™

Micro-blading Pigments

The CIC chart is provided as a guide to color selection for the Micro-Edge pigment line. The *Eyebrow* and *Correctors* sections have additional *temperature* and *light-to-dark* information with an associated temperature chart* and light-to-dark scale located at the conclusion of the Corrector/Additive section.**

Notwithstanding the attention to accuracy and detail provided, how a color example appears is dependent upon the color settings on computer monitors and if printed, the color settings on the printer. When used for an applicable permanent cosmetic service, colors are also subject to being greatly influenced by the skin undertone of the client; the artist's technique, and the needle grouping used.

The CIC consists of pages covering all groups of Micro-Edge. Each CIC page is numbered. If you wish to print only a specific group, select the applicable group's page(s) on the print selection option of your printer menu.

The CIC is a living document. LI Pigments is constantly working to provide its valued customers the latest technology in permanent cosmetic pigments.

DISCLAIMER: This Color Identification Chart (CIC) consists only of suggestions and recommendations for working with the Micro-Edge Pigment Line and is NOT intended to replace color theory education or technical training in permanent cosmetics, microblading and hair stroke procedures. The Micro-Edge has not been formerly tested for shaded brow techniques. This document is for information and reference purposes only.

This information is furnished without warranty, expressed or implied, except that it is accurate to the best knowledge of LI Pigments. The data on these sheets relate only to the specific material designated herein. LI Pigments assumes no legal responsibility for use or reliance upon this data.

©Copyright 2012 LI Pigments. Latest Revision: 1/1/2019 **ALL RIGHTS RESERVED.**
Reproduction or transmission of content in whole or in part by any person who is not an authorized LI Pigments Distributor or active customer is prohibited without permission from LI Pigments.

Color Identification Chart© (CIC)

FITZPATRICK SCALE (Skin types)

Fitzpatrick I



Fitzpatrick I
Highly Sun Sensitive. Always burns, never tans.
Example: Fair Red Heads w/ Freckles.

Typically, COOL in skin undertone and temperature. Some may be closer to NEUTRAL.

Fitzpatrick II

Fitzpatrick II
Very Sun Sensitive. Easily burns, rarely tans.
Example: Fair Complexion, fair Haired Caucasians.

Typically, COOL in skin undertones and temperatures. 99.99% of clients are COOL.

Possible to have a peaches and cream (WARM) skin undertone and temperature.

Fitzpatrick III

Fitzpatrick III
Sun sensitive. May burn, but will turn into golden tan.
Example: Dark Blonde to Dark Brown-haired Caucasians and Asians (Far Eastern descent), usually Brown Eyed.

Typically, NEUTRAL to COOL skin undertone and temperature. 99.99% of clients are either more NEUTRAL or COOL with VARYING DEGREES of COOL. Possible to have a peaches and cream (WARM) or WARM skin undertones and temperature, but is very rare.

Fitzpatrick IV



Fitzpatrick IV
Low Sun Sensitivity. May burn, but will quickly turn to dark brown tan.
Example: Mediterranean with olive skin tone, some Asians (Far Eastern descent) with Yellow-Green undertones.

Considered COOL in skin undertones and temperature. Some may be NEUTRAL.

Fitzpatrick V

Fitzpatrick V
Low to No Sun Sensitivity. Very rarely burns, tans dark quickly.
Example: Latinos, Middle Eastern, and Darker skin (African descent).

Considered COOL to EXTREMELY COOL in skin undertone and temperature.

Fitzpatrick VI

Fitzpatrick VI
Will Not Burn. Skin deeply pigmented.
Example: Dark to black skin.

Considered EXTREMELY COOL in skin undertone and temperature.

©Copyright 2012 LI Pigments. Latest Revision: 1/1/2019 **ALL RIGHTS RESERVED.**
Reproduction or transmission of content in whole or in part by any person who is not an authorized LI Pigments Distributor or active customer is prohibited without permission from LI Pigments.

Color **I**dentification **C**hart© (CIC)

Micro-Edge Pigment Line

EYEBROW COLORS LISTED FROM LIGHTEST TO DARKEST

BUTTERSCOTCH

MILK N' HONEY

TAMARIND

BROWN CAFE

FUDGE BROWN

CHOCOLATE COGNAC

TEDDY BEAR BROWN

ECLIPSE

THE LESS DRYING MICRO-EDGE SERIES

CHOCOLATE COGNAC
LESS DRYING

TEDDY BEAR BROWN
LESS DRYING

ECLIPSE
LESS DRYING

©Copyright 2012 LI Pigments. Latest Revision: 1/1/2019 **ALL RIGHTS RESERVED.**
Reproduction or transmission of content in whole or in part by any person who is not an authorized LI Pigments Distributor or active customer is prohibited without permission from LI Pigments.

Color **I**dentification **C**hart© (CIC)

CORRECTOR COLORS

TENDER BLONDE



COOL-IT



WARM-IT



RUM RAISIN



PURPLE OUT

©Copyright 2012 LI Pigments. Latest Revision: 1/1/2019 **ALL RIGHTS RESERVED.**
Reproduction or transmission of content in whole or in part by any person who is not an authorized LI Pigments Distributor or active customer is prohibited without permission from LI Pigments.

Color **I**dentification **C**hart© (CIC)

EYEBROW

EYEBROW COLORS

Pre-Neutralized Eyebrow Colors for *Micro-blading & Other Hair Stroke Techniques*: Note: This formulation has not been tested for shaded brows. **Formulated to be used straight out the bottle with minimal mixing of corrector colors formulated in the same line. If mixed with another formulation type; within the LI Pigments other brands, this will diminish the effects of the Micro-Edge's unique formulation.**

Comments:	
BUTTERSCOTCH Temperature: Slightly Cool Blonde; Warmth Already Added Light to Dark Scale: 2 Base: Warm Yellow & Green; Organic & Inorganic (PC-251-1)	This is a medium blonde. **Reminder**: this color has been pre-neutralized already with added warmth. Additional warmth may not be required.
MILK N' HONEY Temperature: Slightly Cool Blonde; Warmth Already Added Light to Dark Scale: 2+ Base: More Neutral Yellow & Green; Organic & Inorganic (PC-252-1)	This is a medium blonde-brown color, without as much warmth as Butterscotch. **Reminder:** this color has been pre-neutralized already with added warmth. Additional warmth may not be required.
BROWN CAFE Temperature: Warm Light to Dark Scale: 3 Base: Warm Red & Yellow; Organic & Inorganic (PC-256-1)	This is a warm medium brown color. **Reminde**r: this color has been pre-neutralized already with added warmth. Additional warmth may not be required.
TAMARIND Temperature: Slightly Cool Brown; Warmth Already Added Light to Dark Scale: 3+ Base: More Neutral Yellow & Green; with small amount of red. Organic & Inorganic (PC-253-1)	This is a medium cooler brown color. **Reminder**: this color has been pre-neutralized already with added warmth. Additional warmth may not be required.

©Copyright 2012 LI Pigments. Latest Revision: 1/1/2019 **ALL RIGHTS RESERVED.**
Reproduction or transmission of content in whole or in part by any person who is not an authorized LI Pigments Distributor or active customer is prohibited without permission from LI Pigments.

Color Identification Chart© (CIC)

FUDGE BROWN Temperature: Very Cool Dark Brown; Warmth Already Added Light to Dark Scale: 4+ Base: Cool Yellow & Green; Inorganic (PC-200)	This is a very dark brown brow color. **Reminder**: this color has been pre-neutralized already with added warmth. Additional warmth may not be required.
CHOCOLATE COGNAC Temperature: Cool Medium Brown; Warmth Already Added Light to Dark Scale: 4+ Base: Cool Yellow & Green w/small amount of red added; Organic & Inorganic (PC-254-1)	This is a darker elegant brown color. **Reminder:** this color has been pre-neutralized already with added warmth. Additional warmth may not be required.
TEDDY BEAR BROWN Temperature: Cool Medium Brown; Warmth Already Added Light to Dark Scale: 5 Base: More Neutral Yellow & Green w/small amount of red added; Organic & Inorganic (PC-257-1)	This is a darker rich brown color. This is a very unique color and there are no comparisons within the LI Pigments lines. **Reminder:** this color has been pre-neutralized already with added warmth. Additional warmth may not be required.
ECLIPSE Temperature: Extremely Cool Light to Dark Scale: 6 Base: Black & Brown; Inorganic (PC-142)	This is a very dark brown-black color.

©Copyright 2012 LI Pigments. Latest Revision: 1/1/2019 **ALL RIGHTS RESERVED.**
Reproduction or transmission of content in whole or in part by any person who is not an authorized LI Pigments Distributor or active customer is prohibited without permission from LI Pigments.

Color **I**dentification **C**hart© (CIC)

THE LESS DRYING MICRO-EDGE SERIES

EYEBROW COLORS

Pre-Neutralized Eyebrow Colors for *Micro-blading & Other Hair Stroke Techniques*: Note: This formulation has not been tested for shaded brows. **Formulated to be used straight out the bottle with minimal mixing of corrector colors formulated in the same line. If mixed with another formulation type; within the LI Pigments other brands, this will diminish the effects of the Micro-Edge's unique formulation.**

Comments:

CHOCOLATE COGNAC ***LESS DRYING*** Temperature: Cool Medium Brown; Warmth Already Added Light to Dark Scale: 4+ Base: Cool Yellow & Green w/small amount of red added; Organic & Inorganic (PC-254-1)	**Less drying Formulation.** **Developed primarily for Microblading.** This is a darker elegant brown color. **Reminder:** this color has been pre-neutralized already with added warmth. Additional warmth may not be required.
TEDDY BEAR BROWN ***LESS DRYING*** Temperature: Cool Medium Brown; Warmth Already Added Light to Dark Scale: 4 Base: More Neutral Yellow & Green w/small amount of red added; Organic & Inorganic (PC-257-1)	**Less drying Formulation.** **Developed primarily for Microblading.** This is a darker rich brown color. This is a very unique color and there are no comparisons within the LI Pigments lines. **Reminder:** this color has been pre-neutralized already with added warmth. Additional warmth may not be required.
ECLIPSE ***LESS DRYING*** Temperature: Extremely Cool Light to Dark Scale: 6 Base: Black & Brown; Inorganic (PC-142)	**Less drying Formulation.** **Developed primarily for Microblading.** This is a very dark brown-black color.

©Copyright 2012 LI Pigments. Latest Revision: 1/1/2019 **ALL RIGHTS RESERVED.**
Reproduction or transmission of content in whole or in part by any person who is not an authorized LI Pigments Distributor or active customer is prohibited without permission from LI Pigments.

Color Identification Chart© (CIC)

CORRECTOR COLORS

CORRECTOR COLORS **Comments:**	
TENDER BLONDE (formerly Golden Blonde) Temperature: Slightly Cool Light to Dark Scale: 2 Base: Slightly Cool Yellow & Green; Organic & Inorganic (PC-250-1)	This is a light blonde color. It's a corrector to slightly lighten other light-to-medium Micro-Edge colors. Do not add to darker Micro-Edge Colors
COOL-IT Titanium Free Temperature: Cool Light to Dark Scale: 3 Base: Green; Cool Yellow; Inorganic (PC-706)	This is a very concentrated medium ash-brown color. Use sparingly. This is a corrector color to slightly cool down other Micro-Edge colors. **CAUTION: The more Cool It added could darken the target color. The Micro-Edge series are pre-neutralized with added warmth; however, if too much of Cool It is added to target color, results could produce undesirable added coolness.**
WARM-IT Titanium Free Temperature: Warm Light to Dark Scale: 3 Base: Warm Orange & Yellow; Inorganic (PC-639)	This is a very concentrated warm mustard-orange color. This is a corrector color for warming up other Micro-Edge colors. **CAUTION: The more Warm It added will lighten target color. The Micro-Edge series are pre-neutralized with added warmth; therefore, if too much of Warm It is added to target color, results could produce undesirable added warmth.**
RUM RAISIN Titanium Free Temperature: Extremely Warm Light to Dark Scale: 4 Base: Red & Yellow; Organic & Inorganic (PC-226-1)	This is a red brown. This is a corrector color to add more red to other Micro-Edge colors. **CAUTION: The Rum Raisin should not be used direct as it is an additive color. The Micro-Edge series are pre-neutralized with added warmth; therefore, if too much of Rum Raisin is added to target color, results could produce undesirable added warmth.**

©Copyright 2012 LI Pigments. Latest Revision: 1/1/2019 **ALL RIGHTS RESERVED.**
Reproduction or transmission of content in whole or in part by any person who is not an authorized LI Pigments Distributor or active customer is prohibited without permission from LI Pigments.

Color Identification Chart© (CIC)

PURPLE OUT Titanium FREE Temperature: More Neutral Light to Dark Scale: 2 Base: More Neutral Yellow; Inorganic (PC-303)	This is a more neutral yellow color compared to warmer or cooler yellows. This corrector was formulated to add to other Micro-Edge colors for those skin undertones that have a strong purple to violet influence.

©Copyright 2012 LI Pigments. Latest Revision: 1/1/2019 **ALL RIGHTS RESERVED.**
Reproduction or transmission of content in whole or in part by any person who is not an authorized LI Pigments Distributor or active customer is prohibited without permission from LI Pigments.

Color **I**dentification **C**hart© (CIC)

* Eyebrow and Corrector Color Temperature Scale

Slightly warm (this category can range from a barely warm to a slightly warm)

Warm (this category can range from a warm to a very warm)

Extremely warm (this category can range from an extremely warm to warmest)

Neutral; more neutral than other eyebrow colors - does not have a strong bias towards warm or cool.

Slightly cool (this category can range from a barely cool to a slightly cool)

Cool (this category can range from a cool to a very cool)

Very cool (this category is a very cool)

Extremely cool (this category can range from an extremely cool to coolest)

The *Color Temperature Scale* referenced above refers to the primary base of the eyebrow or corrector pigment leaning toward cool or warm. Please note that all results are dependent not only on the color chosen, but the skin undertone of the client; the needle configuration used; and the technique employed. Each of those elements all play a very important role in the outcome of how warm or cool a color appears when healed. As an example, a color rated as a cool, tattooed into a very cool skin undertone with a single needle, employing the hairline stroke technique can ultimately heal to appear as extremely cool. After accessing your client's skin undertone and taking in consideration the technique being applied, adding warmth to prevent any ashing out is the artist's responsibility. How much warmth depends on all the above factors.

Neutral signifies no substantial temperature bias. However, all color results are dependent upon skin undertones.

Cool and warm designations indicate the basic temperature bias of the pigment's undertone.

A temperature designation does not necessarily indicate absolute cool or warm properties; rather that the primary bias leans toward either cool or warm. There are different degrees of cool and warm. Some pigments may be only slightly cool or slightly warm, whereas others may be extremely cool or extremely warm. Each artist must work with LI Pigments and the client's individual skin undertones to determine the appropriate temperature bias of the correct pigment selection for each client.

**Eyebrow and Corrector/Additive Color Light to Dark (L-D) Scale



©Copyright 2012 LI Pigments. Latest Revision: 1/1/2019 **ALL RIGHTS RESERVED.**
Reproduction or transmission of content in whole or in part by any person who is not an authorized LI Pigments Distributor or active customer is prohibited without permission from LI Pigments.

Color **I**dentification **C**hart© (CIC)

What are the Do's & Don't as it relates to Micro-Edge

- **CAUTION:** Manufacturer recommends color and skin patch test. If a reaction should occur, discontinue use & seek medical attention.
- Manufactured recommends that Clients who have allergies to SOY or EGGS need a **MANDATORY** Patch Test.
- **Use:** For use only by professionals trained in micropigmentation/permanent cosmetic applications.
- **Directions:** Shake/mix well before using. Pour in sterile container before use.
- Do not use on infants & children under the age of 18.
- Do not exceed recommended applications.
- Avoid contact with eyes. Flush thoroughly with water to cleanse the eye(s).
- Avoid sun exposure when possible.
- Use effective sunscreen 30SPF or higher for protection.
- Follow manufacturer instructions for use.
- Blood donations cannot be made for a year after getting a tattoo or permanent makeup.
- Patch/sensitivity testing is paramount. (Refer to 'Guidelines for Patch Testing' for further details/instructions on patch testing).
- Professional use only: The Micro-Edge pigment colors should be used by professional artists only!
- The Micro-Edge pigment colors should not be implanted over other manufacturer pigment colors. These pigment colors should **not** be blended with other manufacturer pigments.
- 24 hours prior to procedure; do not take the following substances: stimulants, tea, coffee, soda with caffeine or other substances containing stimulants.
- GENERAL AFTERCARE INSTRUCTIONS (For 7-14 days after the procedure)

    1. AVOID EXPOSURE TO SUN, TANNING BEDS AND UV RAYS. Use effective sunscreen 30SPF or higher for protection.
    2. DO NOT TOUCH THE AREA—Do not scratch, rub, or pick the scabs. Do not have a facial treatment.
    3. MINIMIZE WATER EXPOSURE.
    4. AVOID USING COSMETICS ON THE AREA including facial creams, cleansers, aloe Vera, etc.
    5. AVOID WORKING IN THE YARD, dirt, pollutants from the environment may cause infections.
    6. AVOID seafood, salty and spicy foods.
    7. AVOID SWIMMING, long hot steamy baths, showers and Jacuzzis.

- Laser removal may cause discoloration.
- This product complies with all European Union (EU) requirements for tattooing & permanent cosmetics as outlined in Directive 76/768/EEC, ANNEX II; ANNEX III PART I & II; EU-Resolution ResAP(2008)1.

©Copyright 2012 LI Pigments. Latest Revision: 1/1/2019 **ALL RIGHTS RESERVED.**
Reproduction or transmission of content in whole or in part by any person who is not an authorized LI Pigments Distributor or active customer is prohibited without permission from LI Pigments.

Color Identification Chart© (CIC)

GUIDELINES FOR PATCH TESTING

Currently, the industry does not require a sensitivity test for possible allergic reactions; however, LI Pigments strongly advocates conducting a thorough sensitivity test procedure prior to performing any Micro-Blading, Permanent Makeup/Micropigmentation procedure with our pigment colors. For sensitivity testing, please refer to a Doctor, medical specialist, or a licensed technician allowed to perform such tests within your state, and/or country before doing the treatment. Please refer to the laws of your state and/or country to determine the requirements necessary for performing a sensitivity test. Laws may vary by state and country. Carry out this test for every pigment color which is to be used. Check with your liability insurance carrier for additional guidelines and the suggested amount of time between sensitivity testing and performing the procedure.

Note: If performing a skin sensitivity and/or color patch test, it is recommended to perform ALL these tests PRIOR to any procedure. *For sensitivity testing, please refer to a Doctor, Medical Specialist, or licensed technician and his/her report before doing the treatment.*

Clients feel more assured when administered a skin sensitivity test to check for an adverse reaction. It is also advised to test for topical anesthetic sensitivity and antibacterial ointment sensitivity.

THE FOLLOWING ARE ONLY RECOMMENDATIONS TO BE GIVEN TO A DOCTOR, MEDICAL SPECIALIST OR LICENSED TECHNICIAN IF REQUESTED, REGARDING SENSITIVITY TESTING:

Skin/Sensitivity Test: Tests for sensitivities and may indicate a possible allergic response or adverse reaction to the pigment/dye color. A medical history will help determine possible pigment/dye allergic reactions. This is performed either behind the ears or between the toes, or as preferred by the Doctor, medical specialist or licensed technician performing the test.
Inorganics – (Iron Oxides, Chromiums & Ultramarines) this is normally a 2-7-day test*.
Organics – (Lip & Scalp Organic Pigments & Carbon Based) this is normally a 7-10-day test*.
Organics – (D&C and FD&C Dyes) this is normally a 7-10-day test*. Sensitivities to eye shadows, lipsticks, and blush containing D&C dyes may indicate a potential allergic response.

Anesthetic/Sensitivity Test: Conducted at the same time as the skin sensitivity test by depositing several drops of anesthetic using a triple needle with a dotting method in an area other than the one that the color has been placed.

Antibiotic Ointment/Sensitivity Test: (This test is recommended to be performed opposite of the ear that a skin sensitivity test was performed). Perform another pigment color skin test then place a small amount of the antibiotic ointment over the area where a pigment color skin test was performed (i.e. Back of Ear).

***The testing lengths listed above reflect suggestions made by LI Pigments, however, the length of any skin/sensitivity, anesthetics/sensitivity or antibiotic ointment/sensitivity test should ultimately be determined by the doctor, medical specialist or licensed technician performing the procedure.**

*Recommended test areas are as follows:

- *Back of Ear*: The back of the ear is sensitive tissue and any adverse reactions likely appear here.
- *Procedure Site*: This will show if the particular site has susceptibility to an adverse reaction.

©Copyright 2012 LI Pigments. Latest Revision: 1/1/2019 **ALL RIGHTS RESERVED.**
Reproduction or transmission of content in whole or in part by any person who is not an authorized LI Pigments Distributor or active customer is prohibited without permission from LI Pigments.

Color **I**dentification **C**hart© (CIC)

*** The test areas listed above reflect suggestions made by LI Pigments, however, the test area should ultimately be determined by the doctor, medical specialist or licensed technician performing the procedure.**

Positive Reaction: Usually a reaction is pruritic, (intense itching of the skin without eruption) associated with erythema nodosum (abnormal redness of the skin with nodule like characteristics). If this or any other abnormal reaction appears, it is advised to consult with a Physician.
Caution: Do Not perform a color/patch test if a skin sensitivity test proves positive.
Negative Reaction: Without itching, abnormal redness or eruption. A negative sensitivity test result to organics does not guarantee that the client will not develop pigment/dye sensitivity months or years later.

HOW TO PERFORM A COLOR TEST

Color testing serves to test for color outcome before subsequently performing a full procedure with the same color desired.

Using a new sterile needle, perform a patch color test by depositing a series of (6-12) dots of color into the dermal layer of the skin.

- If mixing two or more pigments/dyes, patch color test with all the pigment colors blended together.
- The ingredients differ in the organic pigments, therefore; it is necessary to perform a separate patch color test with **EACH** pigment.

Color/Patch Test: Tests for color outcome assuring the client and artist that the best pigment color was chosen. This is normally a 30-day test and performed on procedure site area. For uniformity, patch test laterally on both eyes, both eyebrows and lip corners.

For questions or comments about performing patch testing, please contact the LI Pigments headquarters at (201)-871-3777.

The recommendations expressed herein are those of LI Pigments for educational purposes only and is not intended as a substitute for training or medical advice.

©Copyright 2012 LI Pigments. Latest Revision: 1/1/2019 **ALL RIGHTS RESERVED.**
Reproduction or transmission of content in whole or in part by any person who is not an authorized LI Pigments Distributor or active customer is prohibited without permission from LI Pigments.

Color **I**dentification **C**hart© (CIC)

PRODUCT SHELF LIFE & CARE AFTER OPENING

Pigment shelf life may vary due to one or all of the following: product storage, exposure to extreme temperatures, opening, cross contamination, damage, UV Rays, radiation, autoclave, and sterility, absent of preservatives or microbial growth inhibitor(s) & product alteration.

These products are Lot & Date Coded for product safety and comply with all EU Directives, Guidelines and Regulations.

Unopened Containers of pigments have a shelf life from 5-10 years from the date of manufacturing if kept in a cool, dry place and not exposed to any extreme temperatures or UV rays. Based on product ingredients the appropriate expiration date is given. For more information, please contact your Authorized Distributor of LI Pigments.

Opened Containers should be discarded after one year (12M; 365 days). This is an international standard that LI Pigments adheres to for all locations. Ref: PAO (point after opening) symbol (open container) on the product label. Pigment bottles should be annotated on the date of opening.

Factors to Consider:

Use: Professional Use Only.

- Follow Manufacture Instructions for Use.
- Manufacturer recommends color and skin patch test. If a reaction should occur, discontinue use & seek medical attention.
- Manufacturer recommends that clients who have allergies to SOY or EGGS need a MANDATORY Patch Test
- Avoid contact with eyes. If contact with eyes occurs flush thoroughly with water to cleanse, then immediately seek medical attention.
- Dispose if exposed to extreme heat or cold
- Dispose if contaminated
- Dispose if contents of container have dried
- Dispose if container has been damaged or tampered with
- Replace cap immediately after use
- Do Not dip Instrument directly into pigment container
- Do Not re-sterilize or autoclave pigment
- Shake Well (Vigorously)
- Store pigment container in a cool, dry place for maximum shelf life

  Recommended Storage Temperatures 20-25˚C (68-77˚F)

The uses are endless. We hope you enjoy this new line and that it provides the confidence and convenience artists and their clients deserve!

©Copyright 2012 LI Pigments. Latest Revision: 1/1/2019 **ALL RIGHTS RESERVED.**
Reproduction or transmission of content in whole or in part by any person who is not an authorized LI Pigments Distributor or active customer is prohibited without permission from LI Pigments.

Color Identification Chart© (CIC)

Micro-Edge Bottle Packaging Instructions:

15 ml Pump Bottle

- Always shake pigment bottles very well before each use.
- After shaking well, remove cap, pump out desired amount. Replace cap securely immediately after use.
- Do not blend different pigment brands together; it is critical to follow this rule.
- Always prevent cross-contamination by never dispensing color from bottle into pigment cup at contaminated workstation. Never handle bottles with contaminated hands.
- Securely cap bottles immediately after dispensing color.

©Copyright 2012 LI Pigments. Latest Revision: 1/1/2019 **ALL RIGHTS RESERVED.**
Reproduction or transmission of content in whole or in part by any person who is not an authorized LI Pigments Distributor or active customer is prohibited without permission from LI Pigments.

Please address any questions or concerns to
LI Pigments
201-871-3777
Or to your Authorized LI Pigments Distributor

info@pamco23.be

©Copyright 2012 LI Pigments. Latest Revision: 1/1/2019 **ALL RIGHTS RESERVED.**
Reproduction or transmission of content in whole or in part by any person who is not an authorized LI Pigments Distributor or active customer is prohibited without permission from LI Pigments.